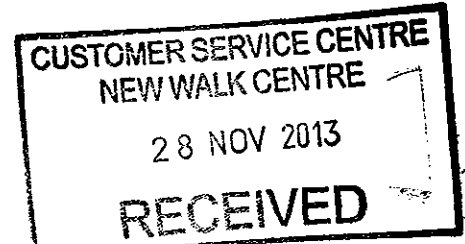
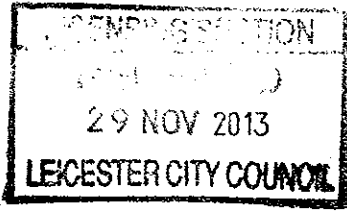


**NOTICE OF APPLICATION FOR A (NEW) (VARIATION OF EXISTING) (PREMISES LICENCE / CLUB PREMISES CERTIFICATE)\***

|  |
|--|
| Name of (applicant / <del>club</del> ):  |
| MR MANOJ KUMAR.  |
| Postal address of (premises / <del>club-premises</del> ):  |
| 54 BRAUNSTONE GATE<br>LEICESTER<br>LE3 5LG.  |
| Details of Application:  |
| <p>REMOVAL OF 5 CONDITIONS ATTACHED TO PREMISES LICENCE.</p> <p>EXTENSION OF OPERATING HOURS FOR REGULATED ENTERTAINMENT, LATE NIGHT REFRESHMENT AND THE SALE OF ALCOHOL BY RETAIL</p> <p>SATURDAY AND SUNDAY 02:00 TILL 04:00. PLUS BANK HOLIDAY MONDAY 02:00 TILL 04:00.</p>   |
| <ul style="list-style-type: none"> <li>The Licensing Register can be inspected at any time by visiting <a href="http://www.leicester.gov.uk/licensing">www.leicester.gov.uk/licensing</a> . During office hours arrangements may be made for the register to be viewed at the Customer Services Department, Leicester City Council, New Walk Centre, Welford Place, Leicester, LE1 6ZG.</li> </ul> |
| <ul style="list-style-type: none"> <li>Any representation relating to this application must be made in writing to the Licensing Authority by (insert the date that is 29 days from the date the application is received by the Licensing Authority). 26/12/13</li> </ul>   |

£190.00  
cash R/w 6505



**Application to vary a premises licence under the Licensing Act 2003**

**PLEASE READ THE FOLLOWING INSTRUCTIONS FIRST**

Before completing this form please read the guidance notes at the end of the form. If you are completing this form by hand please write legibly in block capitals. In all cases ensure that your answers are inside the boxes and written in black ink. Use additional sheets if necessary.

You may wish to keep a copy of the completed form for your records.

I/We Manoj Kumar

*(Insert name(s) of applicant)*

being the premises licence holder, apply to vary a premises licence under section 34 of the Licensing Act 2003 for the premises described in Part 1 below

Premises licence number  
LEIPRM0674

**Part 1 – Premises Details**

|  |              |          |         |
|--|--------------|----------|---------|
| Postal address of premises or, if none, ordnance survey map reference or description<br>Sumo<br>54 Braunstone Gate |              |          |         |
| Post town  | Leicester    | Postcode | LE3 5LG |
| Telephone number at premises (if any)  | 0116 2856536 |          |         |
| Non-domestic rateable value of premises  | £            |          |         |

**Part 2 – Applicant details**

|   |  |               |  |
|---|--|---------------|--|
| Daytime contact telephone number                          |  | [REDACTED]    |  |
| E-mail address (optional)                                 |  | [REDACTED]    |  |
| Current postal address if different from premises address |  | Same as Above |  |
| Post town   |  | Postcode      |  |

**Part 3 - Variation**

Please tick as appropriate

Do you want the proposed variation to have effect as soon as possible?  Yes  No

If not, from what date do you want the variation to take effect?

|    |    |      |
|----|----|------|
| DD | MM | YYYY |
|    |    |      |

Do you want the proposed variation to have effect in relation to the introduction of the late night levy? (Please see guidance note 1)  Yes  No

Please describe briefly the nature of the proposed variation (Please see guidance note 2)

We would like the following 5 Conditions to be removed as they are out of date or no longer apply, also extend hours as below.

- 1, There shall be no customer controlled music, no loud music and no flashing lights
- 2, There shall be no amplified music played in the courtyard
- 3, Subject to planning permission, licensing and any other regulatory approval being granted, the premises licence holder will construct a lobby onto both or one of the double set of exit doors leading out of the ground floor bar into the courtyard
- 4, Subject to any requirement for planning permission, licensing and noise control approval and any other regulatory approval and with the consent of the fire officer a sound curtain will be positioned along the width of the service courtyard running along the line of the courtyard
- 5, After the hours of Sunday to Thursday midnight and Friday and Saturdays 00.30 hours the number of customers permitted in the external courtyard area will be limited to 60 except for those accessing and egressing the premises. For the purpose of managing this, the licensee shall clearly delineate the pathway for access and egress to the bar. The area marked on the attached plan as A

Extend operating hours for regulated entertainment, late night refreshment and the sale of alcohol by retail Saturday and Sunday 02.00 Till 04.00 Plus Bank Holiday Monday 02.00 Till 04.00

(We have applied and been granted 7 temporary events notices for the above extra hours and have operated the extra hours well, without affecting any of the four licensing objectives and without any complaints)

If your proposed variation would mean that 5,000 or more people are expected to attend the premises at any one time, please state the number expected to attend:

N/A

**Part 4 Operating Schedule**

Please complete those parts of the Operating Schedule below which would be subject to change if this application to vary is successful.

**Provision of regulated entertainment**

Please tick all that apply

- |  |                                     |
|--|-------------------------------------|
| a) plays (if ticking yes, fill in box A)   | <input type="checkbox"/>            |
| b) films (if ticking yes, fill in box B)   | <input type="checkbox"/>            |
| c) indoor sporting events (if ticking yes, fill in box C)  | <input checked="" type="checkbox"/> |
| d) boxing or wrestling entertainment (if ticking yes, fill in box D)   | <input type="checkbox"/>            |
| e) live music (if ticking yes, fill in box E)  | <input checked="" type="checkbox"/> |
| f) recorded music (if ticking yes, fill in box F)  | <input checked="" type="checkbox"/> |
| g) performances of dance (if ticking yes, fill in box G)   | <input checked="" type="checkbox"/> |
| h) anything of a similar description to that falling within (e), (f) or (g)<br>(if ticking yes, fill in box H) | <input checked="" type="checkbox"/> |

**Provision of late night refreshment** (if ticking yes, fill in box I)

**Supply of alcohol** (if ticking yes, fill in box J)

**In all cases complete boxes K, L and M**

**A**

|  |       |        |  |          |                          |
|--|-------|--------|--|----------|--------------------------|
| <b>Plays</b><br>Standard days and timings<br>(please read guidance note 7) |       |        | <b>Will the performance of a play take place indoors or outdoors or both – please tick</b> (please read guidance note 3)   | Indoors  | <input type="checkbox"/> |
|  |       |        |  | Outdoors | <input type="checkbox"/> |
|  |       |        |  | Both     | <input type="checkbox"/> |
| Day  | Start | Finish | <b>Please give further details here</b> (please read guidance note 4)  |          |                          |
| Mon  |       |        |  |          |                          |
|  |       |        | <b>State any seasonal variations for performing plays</b> (please read guidance note 5)  |          |                          |
| Tue  |       |        |  |          |                          |
|  |       |        | <b>Non standard timings. Where you intend to use the premises for the performance of plays at different times to those listed in the column on the left, please list</b> (please read guidance note 6) |          |                          |
| Wed  |       |        |  |          |                          |
|  |       |        |  |          |                          |
| Thur   |       |        |  |          |                          |
|  |       |        |  |          |                          |
| Fri  |       |        |  |          |                          |
|  |       |        |  |          |                          |
| Sat  |       |        |  |          |                          |
|  |       |        |  |          |                          |
| Sun  |       |        |  |          |                          |

**B**

| Films<br>Standard days and timings<br>(please read guidance note 7) |       |        | Will the exhibition of films take place indoors or outdoors or both – please tick (please read guidance note 3)   | Indoors  | <input type="checkbox"/> |
|---|-------|--------|---|----------|--------------------------|
|   |       |        |   | Outdoors | <input type="checkbox"/> |
|   |       |        |   | Both     | <input type="checkbox"/> |
| Day   | Start | Finish |   |          |                          |
| Mon   |       |        | <b>Please give further details here</b> (please read guidance note 4)   |          |                          |
|   |       |        |   |          |                          |
| Tue   |       |        |   |          |                          |
|   |       |        |   |          |                          |
| Wed   |       |        | <b>State any seasonal variations for the exhibition of films</b> (please read guidance note 5)  |          |                          |
|   |       |        |   |          |                          |
| Thur  |       |        |   |          |                          |
|   |       |        |   |          |                          |
| Fri   |       |        | <b>Non standard timings. Where you intend to use the premises for the exhibition of films at different times to those listed in the column on the left, please list</b> (please read guidance note 6) |          |                          |
|   |       |        |   |          |                          |
| Sat   |       |        |   |          |                          |
| Sun   |       |        |   |          |                          |
|   |       |        |   |          |                          |

C

|  |       |        |  |
|--|-------|--------|--|
| <b>Indoor sporting events</b><br>Standard days and timings<br>(please read guidance note 7)  |       |        | <b>Please give further details</b> (please read guidance note 4)   |
| Day  | Start | Finish |  |
| Mon  | 11.00 | 01.00  | <b>State any seasonal variations for indoor sporting events</b> (please read guidance note 5)<br>Bank Holiday Monday finish at 04.00 |
| Tue  | 11.00 | 01.00  |  |
| Wed  | 11.00 | 01.00  |  |
| Thur   | 11.00 | 01.00  |  |
| Fri  | 11.00 | 02.00  |  |
| Sat  | 11.00 | 04.00  |  |
| Sun  | 11.00 | 04.00  |  |
| <b>Non standard timings. Where you intend to use the premises for indoor sporting events at different times to those listed in the column on the left, please list</b> (please read guidance note 6) |       |        |  |



**D**

| Boxing or wrestling entertainments<br>Standard days and timings<br>(please read guidance note 7) |       |        | Will the boxing or wrestling entertainment take place indoors or outdoors or both – please tick<br>(please read guidance note 3)  | Indoors  | <input checked="" type="checkbox"/> |
|--|-------|--------|---|----------|-------------------------------------|
|  |       |        |   | Outdoors | <input type="checkbox"/>            |
|  |       |        |   | Both     | <input type="checkbox"/>            |
| Day  | Start | Finish |   |          |                                     |
| Mon  |       |        | <b>Please give further details here</b> (please read guidance note 4)   |          |                                     |
| Tue  |       |        |   |          |                                     |
| Wed  |       |        | <b>State any seasonal variations for boxing or wrestling entertainment</b><br>(please read guidance note 5)<br>Bank Holiday Monday finish at 04.00  |          |                                     |
| Thur   |       |        |   |          |                                     |
| Fri  |       |        | <b>Non standard timings. Where you intend to use the premises for boxing or wrestling entertainment at different times to those listed in the column on the left, please list</b> (please read guidance note 6) |          |                                     |
| Sat  |       |        |   |          |                                     |
| Sun  |       |        |   |          |                                     |

**E**

|   |              |               |   |          |                                     |
|---|--------------|---------------|---|----------|-------------------------------------|
| <b>Live music</b><br>Standard days and timings<br>(please read guidance note 7) |              |               | <b>Will the performance of live music take place indoors or outdoors or both – please tick</b> (please read guidance note 3)  | Indoors  | <input checked="" type="checkbox"/> |
|   |              |               |   | Outdoors | <input type="checkbox"/>            |
|   |              |               |   | Both     | <input type="checkbox"/>            |
| <b>Day</b>  | <b>Start</b> | <b>Finish</b> | <b>Please give further details here</b> (please read guidance note 4)   |          |                                     |
| Mon   | 11.00        | 01.00         |   |          |                                     |
|   |              |               |   |          |                                     |
| Tue   | 11.00        | 01.00         |   |          |                                     |
|   |              |               | <b>State any seasonal variations for the performance of live music</b> (please read guidance note 5)<br>Bank Holiday Monday finish at 04.00   |          |                                     |
| Wed   | 11.00        | 01.00         |   |          |                                     |
|   |              |               |   |          |                                     |
| Thur  | 11.00        | 01.00         |   |          |                                     |
|   |              |               | <b>Non standard timings. Where you intend to use the premises for the performance of live music at different times to those listed in the column on the left, please list</b> (please read guidance note 6) |          |                                     |
| Fri   | 11.00        | 02.00         |   |          |                                     |
|   |              |               |   |          |                                     |
| Sat   | 11.00        | 04.00         |   |          |                                     |
|   |              |               |   |          |                                     |
| Sun   | 11.00        | 04.00         |   |          |                                     |
|   |              |               |   |          |                                     |

F

| Recorded music<br>Standard days and timings<br>(please read guidance note 7) |       |        | Will the playing of recorded music take place<br><b>indoors or outdoors or both</b> – please tick (please read guidance note 3)   | Indoors  | <input checked="" type="checkbox"/> |
|--|-------|--------|---|----------|-------------------------------------|
| Day  | Start | Finish |   | Outdoors | <input type="checkbox"/>            |
|  |       |        |   | Both     | <input type="checkbox"/>            |
| Mon  | 11.00 | 01.00  | <b>Please give further details here</b> (please read guidance note 4)   |          |                                     |
|  |       |        |   |          |                                     |
| Tue  | 11.00 | 01.00  |   |          |                                     |
|  |       |        |   |          |                                     |
| Wed  | 11.00 | 01.00  | <b>State any seasonal variations for the playing of recorded music</b> (please read guidance note 5)<br>Bank Holiday Monday finish at 04.00   |          |                                     |
|  |       |        |   |          |                                     |
| Thur   | 11.00 | 01.00  |   |          |                                     |
|  |       |        |   |          |                                     |
| Fri  | 11.00 | 02.00  | <b>Non standard timings. Where you intend to use the premises for the playing of recorded music at different times to those listed in the column on the left, please list</b> (please read guidance note 6) |          |                                     |
|  |       |        |   |          |                                     |
| Sat  | 11.00 | 04.00  |   |          |                                     |
|  |       |        |   |          |                                     |
| Sun  | 11.00 | 04.00  |   |          |                                     |
|  |       |        |   |          |                                     |

**G**

|  |              |               |  |          |                                     |
|--|--------------|---------------|--|----------|-------------------------------------|
| <b>Performances of dance</b><br>Standard days and timings<br>(please read guidance note 7) |              |               | <b>Will the performance of dance take place indoors or outdoors or both – please tick</b> (please read guidance note 3)  | Indoors  | <input checked="" type="checkbox"/> |
|  |              |               |  | Outdoors | <input type="checkbox"/>            |
|  |              |               |  | Both     | <input type="checkbox"/>            |
| <b>Day</b>   | <b>Start</b> | <b>Finish</b> | <b>Please give further details here</b> (please read guidance note 4)  |          |                                     |
| Mon  | 11.00        | 01.00         |  |          |                                     |
|  |              |               |  |          |                                     |
| Tue  | 11.00        | 01.00         |  |          |                                     |
|  |              |               | <b>State any seasonal variations for the performance of dance</b> (please read guidance note 5)  |          |                                     |
| Wed  | 11.00        | 01.00         |  |          |                                     |
|  |              |               | Bank Holiday Monday finish at 04.00  |          |                                     |
| Thur   | 11.00        | 01.00         |  |          |                                     |
|  |              |               | <b>Non standard timings. Where you intend to use the premises for the performance of dance at different times to those listed in the column on the left, please list</b> (please read guidance note 6) |          |                                     |
| Fri  | 11.00        | 02.00         |  |          |                                     |
|  |              |               |  |          |                                     |
| Sat  | 11.00        | 04.00         |  |          |                                     |
|  |              |               |  |          |                                     |
| Sun  | 11.00        | 04.00         |  |          |                                     |
|  |              |               |  |          |                                     |

**H**

|   |              |               |   |          |                                     |
|---|--------------|---------------|---|----------|-------------------------------------|
| <b>Anything of a similar description to that falling within (e), (f) or (g)</b><br>Standard days and timings<br>(please read guidance note 7) |              |               | Please give a description of the type of entertainment you will be providing  |          |                                     |
| <b>Day</b>  | <b>Start</b> | <b>Finish</b> | <b>Will this entertainment take place indoors or outdoors or both – please tick</b> (please read guidance note 3)   | Indoors  | <input checked="" type="checkbox"/> |
| Mon   | 11.00        | 01.00         |   | Outdoors | <input type="checkbox"/>            |
|   |              |               |   | Both     | <input type="checkbox"/>            |
| Tue   | 11.00        | 01.00         | <b>Please give further details here</b> (please read guidance note 4)   |          |                                     |
|   |              |               |   |          |                                     |
| Wed   | 11.00        | 01.00         |   |          |                                     |
| Thur  | 11.00        | 01.00         | <b>State any seasonal variations for entertainment of a similar description to that falling within (e), (f) or (g)</b> (please read guidance note 5)<br>Bank Holiday Monday finish at 04.00   |          |                                     |
|   |              |               |   |          |                                     |
| Fri   | 11.00        | 02.00         |   |          |                                     |
| Sat   | 11.00        | 04.00         | <b>Non standard timings. Where you intend to use the premises for the entertainment of a similar description to that falling within (e), (f) or (g) at different times to those listed in the column on the left, please list</b> (please read guidance note 6) |          |                                     |
|   |              |               |   |          |                                     |
| Sun   | 11.00        | 04.00         |   |          |                                     |

**I**

|   |              |               |  |          |                                     |
|---|--------------|---------------|--|----------|-------------------------------------|
| <b>Late night refreshment</b><br>Standard days and timings<br>(please read guidance note 7) |              |               | <b>Will the provision of late night refreshment take place indoors or outdoors or both – please tick</b><br>(please read guidance note 3)  | Indoors  | <input type="checkbox"/>            |
|   |              |               |  | Outdoors | <input type="checkbox"/>            |
|   |              |               |  | Both     | <input checked="" type="checkbox"/> |
| <b>Day</b>  | <b>Start</b> | <b>Finish</b> | <b>Please give further details here</b> (please read guidance note 4)  |          |                                     |
| Mon   | 11.00        | 01.00         |  |          |                                     |
|   |              |               |  |          |                                     |
| Tue   | 11.00        | 01.00         |  |          |                                     |
|   |              |               | <b>State any seasonal variations for the provision of late night refreshment</b><br>(please read guidance note 5)<br>Bank Holiday Monday finish at 04.00   |          |                                     |
| Wed   | 11.00        | 01.00         |  |          |                                     |
|   |              |               |  |          |                                     |
| Thur  | 11.00        | 01.00         |  |          |                                     |
|   |              |               | <b>Non standard timings. Where you intend to use the premises for the provision of late night refreshment at different times, to those listed in the column on the left, please list</b> (please read guidance note 6) |          |                                     |
| Fri   | 11.00        | 02.00         |  |          |                                     |
|   |              |               |  |          |                                     |
| Sat   | 11.00        | 04.00         |  |          |                                     |
|   |              |               |  |          |                                     |
| Sun   | 11.00        | 04.00         |  |          |                                     |
|   |              |               |  |          |                                     |

**J**

|  |              |               |   |                  |                                     |
|--|--------------|---------------|---|------------------|-------------------------------------|
| <b>Supply of alcohol</b><br>Standard days and timings<br>(please read guidance note 7) |              |               | <b>Will the supply of alcohol be for consumption – please tick</b> (please read guidance note 8)  | On the premises  | <input type="checkbox"/>            |
|  |              |               |   | Off the premises | <input type="checkbox"/>            |
|  |              |               |   | Both             | <input checked="" type="checkbox"/> |
| <b>Day</b>   | <b>Start</b> | <b>Finish</b> | <b>State any seasonal variations for the supply of alcohol</b> (please read guidance note 5)<br>Bank Holiday Monday finish at 04.00   |                  |                                     |
| Mon  | 11.00        | 01.00         |   |                  |                                     |
|  |              |               |   |                  |                                     |
| Tue  | 11.00        | 01.00         |   |                  |                                     |
|  |              |               |   |                  |                                     |
| Wed  | 11.0         | 01.00         |   |                  |                                     |
|  |              |               |   |                  |                                     |
| Thur   | 11.00        | 01.00         |   |                  |                                     |
|  |              |               |   |                  |                                     |
| Fri  | 11.00        | 02.00         |   |                  |                                     |
|  |              |               |   |                  |                                     |
| Sat  | 11.00        | 04.00         |   |                  |                                     |
|  |              |               |   |                  |                                     |
| Sun  | 11.00        | 04.00         |   |                  |                                     |
|  |              |               |   |                  |                                     |
|  |              |               | <b>Non-standard timings. Where you intend to use the premises for the supply of alcohol at different times to those listed in the column on the left, please list</b> (please read guidance note 6) |                  |                                     |

**K**

Please highlight any adult entertainment or services, activities, other entertainment or matters ancillary to the use of the premises that may give rise to concern in respect of children (please read guidance note 9).  
NONE

L

|  |       |        |   |
|--|-------|--------|---|
| <b>Hours premises are open to the public</b><br>Standard days and timings<br>(please read guidance note 7) |       |        | <b>State any seasonal variations</b> (please read guidance note 5)<br>Bank Holiday Monday finish at 04.30   |
| Day  | Start | Finish |   |
| Mon  | 11.00 | 01.30  | <b>Non standard timings. Where you intend the premises to be open to the public at different times from those listed in the column on the left, please list</b> (please read guidance note 6) |
|  |       |        |   |
| Tue  | 11.00 | 01.30  |   |
|  |       |        |   |
| Wed  | 11.00 | 01.30  |   |
|  |       |        |   |
| Thur   | 11.00 | 01.30  |   |
|  |       |        |   |
| Fri  | 11.00 | 02.30  |   |
|  |       |        |   |
| Sat  | 11.00 | 04.30  |   |
|  |       |        |   |
| Sun  | 11.00 | 04.30  |   |
|  |       |        |   |

Please identify those conditions currently imposed on the licence which you believe could be removed as a consequence of the proposed variation you are seeking.

- 1, There shall be no customer controlled music, no loud music and no flashing lights
- 2, There shall be no amplified music played in the courtyard
- 3, Subject to planning permission, licensing and any other regulatory approval being granted, the premises licence holder will construct a lobby onto both or one of the double set of exit doors leading out of the ground floor bar into the courtyard
- 4, Subject to any requirement for planning permission, licensing and noise control approval and any other regulatory approval and with the consent of the fire officer a sound curtain will be positioned along the width of the service courtyard running along the line of the courtyard
- 5, After the hours of Sunday to Thursday midnight and Friday and Saturdays 00.30 hours the number of customers permitted in the external courtyard area will be limited to 60 except for those accessing and egressing the premises. For the purpose of managing this, the licensee shall clearly delineate the pathway for access and egress to the bar. The area marked on the attached plan as A =

Please tick as appropriate



- I have enclosed the premises licence
- I have enclosed the relevant part of the premises licence

If you have not ticked one of these boxes, please fill in reasons for not including the licence or part of it below

Reasons why I have not enclosed the premises licence or relevant part of premises licence.  
The License is still with LCC Licensing

**M**

**Describe any additional steps you intend to take to promote the four licensing objectives as a result of the proposed variation:**

**a) General – all four licensing objectives (b, c, d and e) (please read guidance note 10)**

**b) The prevention of crime and disorder**

**c) Public safety**

**d) The prevention of public nuisance**

**e) The protection of children from harm**

**Checklist:**


**Please tick to indicate agreement**

- I have made or enclosed payment of the fee; or  
I have not made or enclosed payment of the fee because this application has been made in  
relation to the introduction of the late night levy.
- I have sent copies of this application and the plan to responsible authorities and others where  
applicable.
- I understand that I must now advertise my application.
- I have enclosed the premises licence or relevant part of it or explanation.
- I understand that if I do not comply with the above requirements my application will be  
rejected.

**IT IS AN OFFENCE, LIABLE ON SUMMARY CONVICTION TO A FINE NOT EXCEEDING  
LEVEL 5 ON THE STANDARD SCALE, UNDER SECTION 158 OF THE LICENSING ACT 2003,  
TO MAKE A FALSE STATEMENT IN OR IN CONNECTION WITH THIS APPLICATION.**

**Part 5 – Signatures** (please read guidance note 11)

**Signature of applicant (the current premises licence holder) or applicant's solicitor or other duly authorised agent** (please read guidance note 12). **If signing on behalf of the applicant, please state in what capacity.**

|           |   |
|-----------|---|
| Signature |  |
| Date      | 28/11/13.   |
| Capacity  | OWNER.  |

**Where the premises licence is jointly held, signature of 2nd applicant (the current premises licence holder) or 2nd applicant's solicitor or other authorised agent** (please read guidance note 13). **If signing on behalf of the applicant, please state in what capacity.**

|           |  |
|-----------|--|
| Signature |  |
| Date      |  |
| Capacity  |  |

**Contact name (where not previously given) and address for correspondence associated with this application** (please read guidance note 14)

|  |  |                  |  |
|--|--|------------------|--|
|  |  |                  |  |
| <b>Post town</b>   |  | <b>Post code</b> |  |
| <b>Telephone number (if any)</b>   |  |                  |  |
| <b>If you would prefer us to correspond with you by e-mail, your e-mail address (optional)</b> |  |                  |  |